



25.6V/48V/51.2V (50-300AH)
Wall mounted battery



12.8V 20AH-400AH
ABS shell battery



25.6V/48V/51.2V (50AH-300AH)
Rack mounted battery



25.6V/48V/51.2V (50AH-300AH)
Rack mounted battery



48/51.2V(10-100KWH) Stacked battery
module (Connect in parallel)



102.4V-512V High volt
battery cabinet



102.4V-512V High volt
battery cabinet



All-in-one cabinet



Energy storage container



Hybrid/Off Solar System

- ★ Support OEM & ODM service, welcome custom logo/size/color/function etc.
- ★ European warehouse, Fast delivery.
- ★ Compatible with: Deye/Growatt/Goodwe/Luxpower / Victron / Victronic/Solax / Pylontech / SMA / MPP / MUST/ Megarevo / Easun / Thinkpower / SOFAR.etc. With authorization and battery approved listing.

✔ **Communication function:** There are RS485, CAN and RS232 communication modes at the same time, which can effectively communicate with most brands of inverters.

✔ **Compatible with more than 30 different brands of inverter, such like:** Growatt,Victorn, Goodwe, Deye,Sofar,etc.



OUR FACTORY PROCESSED STRICT LOG QUALITY CONTROL

CEI



IEC




CE



UL



MSDS



UN38.3

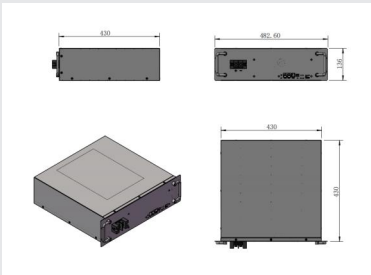


ISO



And we can also make certificates according your needs

Energy Storage Battery Production Line



DESIGN



DEVICE CAPACITY



PRODUCTION

Mature RQS system to supervise every process of production

- ★ ICQC In Coming Quality Control
- ★ IPQC In Process Quality Control
- ★ FQC Final Quality Control
- ★ OQC Out-going Quality Control



ASSEMBLE



AGING TEST



PACKAGE

PLASTIC CASE LITHIUM BATTERY


FOR SOLAR RV, HOME ENERGY STORAGE, YACHT, STREET LIGHT ETC

- > BMS: Built-in Smart BMS
- > Brand new , A grade quality cells
- > Various models to choose
- > Support read, remote monitoring, monitor data through APP/LED(WIFI/bluetooth can choose)



Cooli ABS Shell Battery Main Models

Model	Nominal Voltage	Nominal Capacity	Energy
CL12.8-100	12.8V	100AH	1280WH
CL12.8-200	12.8V	200AH	2560WH
CL12.8-300	12.8V	300AH	3840WH
CL12.8-400	12.8V	400AH	5120WH
CL25.6-100	25.6V	100AH	2560WH
CL25.6-200	25.6V	200AH	5120WH



Detect real-time status

Function display

Basic Information



portable

Positive port

Negative port

ABS Shell Battery Parameters

Product model						
Product specification	12.8V 100Ah	12.8V 200Ah	12.8V 300Ah	12.8V 400Ah	25.6V 100Ah	25.6V 200Ah
Nominal voltage	12.8V	12.8V	12.8V	12.8V	25.6V	25.6V
Nominal capacity	100Ah	200Ah	300Ah	400Ah	100Ah	200Ah
Cell type	(LFP)	(LFP)	(LFP)	(LFP)	(LFP)	(LFP)
Standard charge voltage	14.6V	14.6V	14.6V	14.6V	29.2V	29.2V
Max charge current	50A	200A	100A	200A	100A	200A
Discharge cut-off voltage	10V	10V	20V	20V	20V	20V
Max discharge current	100A	100A	100A	100A	100A	200A
Parallels function	Support 4 units in parallels					
Cycle life	≥6000 Cycles (80%DOD)					
Charge temperature range	0~60°C					
Discharge temperature range	-20~60°C					
Color	Black					
Dimensions	328*220*172 MM	522*238*220 MM	522*268*218 MM	520*268*220 MM	328*220*172 MM	522*238*220 MM
Weight	15KG	20KG	39KG	47KG	17KG	22KG
Installation method	Floor					

TOUCH SCREEN NEW LITHIUM BATTERY

- EVE A grade battery cells
- Multi-language selection
- Touch screen selection protocol



Cooli Rack Mounted Battery Main Models

Model	Nominal Voltage	Nominal Capacity	Energy
CL48-100	48V	100AH	4800WH
CL48-200	48V	200AH	9600WH
CL48-300	48V	300AH	14400WH
CL51.2-100	51.2V	100AH	5120WH
CL51.2-200	51.2V	200AH	10240WH
CL51.2-300	51.2V	300AH	15360WH



EVE A grade battery cells



Touch screen selection protocol



Multi-language selection

Touch Screen Rack Model Lithium Battery Parameters

Product model						
Product specification	48V 100Ah	48V 200Ah	48V 300Ah	51.2V 100Ah	51.2V 200Ah	51.2V 300Ah
Nominal voltage	48V	48V	48V	51.2V	51.2V	51.2V
Nominal capacity	100Ah	200Ah	300Ah	100Ah	200Ah	300Ah
Cell type	(LFP)	(LFP)	(LFP)	(LFP)	(LFP)	(LFP)
Standard charge voltage	53.25V	53.25V	53.25V	56.8V	56.8V	56.8V
Max charge current	100A	100A	100A	100A	100A	100A
Discharge cut-off voltage	42V	42V	44.8V	44.8V	44.8V	44.8V
Max discharge current	100A	100A	100A	100A	100A	100A
Parallels function	Support 15 units in parallels					
Communication interface	RS485、CAN(Optional)					
Cycle life	≥6000 Cycles (80%DOD)					
Charge temperature range	0~60°C	0~60°C	0~60°C	0~60°C	0~60°C	0~60°C
Discharge temperature range	-20~60°C	-20~60°C	-20~60°C	-20~60°C	-20~60°C	-20~60°C
Color	Black	Black	Black	Black	Black	Black
Dimensions	430*460*220 MM	474*513*235 MM	482.6*750*220 MM	430*460*220 MM	474*513*235 MM	482.6*750*220 MM
Weight	45KG	86KG	115KG	47KG	90KG	120KG
Installation method	Floor	Floor	Floor	Floor	Floor	Floor

RACK MODEL LITHIUM BATTERY

- ✓ Full new A Grade cells, design life 20 years
- ✓ Built-in smart BMS, compatible with more than 20 brands inverter
- ✓ With LCD Screen can monitoring the battery data
- ✓ Support parallel connection to expand the capacity, up to max 15 units in parallel



Cooli Rack Mounted Battery Main Models

Model	Nominal Voltage	Nominal Capacity	Energy
CL25.6-100	25.6V	100AH	2560AH
CL25.6-200	25.6V	200AH	5120AH
CL25.6-400	25.6V	400AH	10240AH
CL48-100	48V	100AH	4800WH
CL48-200	48V	200AH	9600WH
CL48-300	48V	300AH	14400WH
CL51.2-100	51.2V	100AH	5120WH
CL51.2-200	51.2V	200AH	10240WH
CL51.2-300	51.2V	300AH	15360WH






Rack Model Lithium Battery Parameters

Product model						
Product specification	48V 100Ah	48V 200Ah	48V 300Ah	51.2V 100Ah	51.2V 200Ah	51.2V 300Ah
Nominal voltage	48V	48V	48V	51.2V	51.2V	51.2V
Nominal capacity	100Ah	200Ah	300Ah	100Ah	200Ah	300Ah
Cell type	(LFP)	(LFP)	(LFP)	(LFP)	(LFP)	(LFP)
Standard charge voltage	54.75V	54.75V	54.75V	58.4V	58.4V	58.4V
Max charge current	80A	80A	80A	80A	80A	80A
Discharge cut-off voltage	37.5V	37.5V	37.5V	40V	40V	40V
Max discharge current	100A	100A	100A	100A	100A	100A
Parallels function	Support 15 units in parallels					
Communication interface	RS485、RS232、CAN(Optional)					
Cycle life	≥6000 Cycles (80%DOD)					
Charge temperature range	0~60°C	0~60°C	0~60°C	0~60°C	0~60°C	0~60°C
Discharge temperature range	-20~60°C	-20~60°C	-20~60°C	-20~60°C	-20~60°C	-20~60°C
Color	Black	Black	Black	Black	Black	Black
Dimensions	482*430*222 MM	482*500*270 MM	482*570*270 MM	484*442*165 MM	474*513*235 MM	482*570*270 MM
Weight	50KG	90KG	127KG	53KG	93KG	130KG
Installation method	Floor	Floor	Floor	Floor	Floor	Floor



TOUCH SCREEN LITHIUM BATTERY

-  EVE A grade battery cells
-  Multi-language selection
-  Touch screen selection protocol

Cooli Wall Mounted Battery Main Models			
Model	Nominal Voltage	Nominal Capacity	Energy
CL48-100	48V	100AH	4800WH
CL48-200	48V	200AH	9600WH
CL48-300	48V	300AH	14400WH
CL51.2-100	51.2V	100AH	5120WH
CL51.2-200	51.2V	200AH	10240WH
CL51.2-300	51.2V	300AH	15360WH



EVE A grade battery cells



Touch screen selection protocol



Multi-language selection

Touch Screen Wall Mounted Battery Parameters

Product model						
Product specification	48V 100Ah	48V 200Ah	48V 300Ah	51.2V 100Ah	51.2V 200Ah	51.2V 300Ah
Nominal voltage	48V	48V	48V	51.2V	51.2V	51.2V
Nominal capacity	100Ah	200Ah	300Ah	100Ah	200Ah	300Ah
Cell type	(LFP)	(LFP)	(LFP)	(LFP)	(LFP)	(LFP)
Standard charge voltage	53.25V	53.25V	53.25V	56.8V	56.8V	56.8V
Max charge current	100A	100A	100A	100A	100A	100A
Discharge cut-off voltage	42V	42V	44.8V	44.8V	44.8V	44.8V
Max discharge current	100A	100A	100A	100A	100A	100A
Parallels function	Support 15 units in parallels					
Communication interface	RS485、CAN(Optional)					
Cycle life	≥6000 Cycles (80%DOD)					
Charge temperature range	0~60°C	0~60°C	0~60°C	0~60°C	0~60°C	0~60°C
Discharge temperature range	-20~60°C	-20~60°C	-20~60°C	-20~60°C	-20~60°C	-20~60°C
Color	White and Black	White and Black	White and Black	White and Black	White and Black	White and Black
Dimensions	430*460*220 MM	474*513*235 MM	482.6*750*220 MM	400*630*140 MM	480*630*220 MM	647*821*167 MM
Weight	45KG	86KG	115KG	52KG	95KG	130KG
Installation method	Wall mounted	Wall mounted	Wall mounted	Wall mounted	Wall mounted	Wall mounted



WALL MOUNTED BATTERY HOME SOLAR STORAGE



Built-in Smart BMS



Use Grade A+ full new cells



Easy Installation



**Compatible : Hybrid and off grid inverter
(Growatt/Goodwe/Deye/Solaredge/Victron/etc.)**



**RS485, CAN and RS232
communication protocol**

Cooli Wall Mounted Battery Main Models

Model	Nominal Voltage	Nominal Capacity	Energy
CL48-100	48V	100AH	4800WH
CL48-200	48V	200AH	9600WH
CL48-300	48V	300AH	14400WH
CL51.2-100	51.2V	100AH	5120WH
CL51.2-200	51.2V	200AH	10240WH
CL51.2-300	51.2V	300AH	15360WH



Wall Mounted Battery Parameters

Product model						
Product specification	48V 100Ah	48V 200Ah	48V 300Ah	51.2V 100Ah	51.2V 200Ah	51.2V 300Ah
Nominal voltage	48V	48V	48V	51.2V	51.2V	51.2V
Nominal capacity	100Ah	200Ah	300Ah	100Ah	200Ah	300Ah
Cell type	(LFP)	(LFP)	(LFP)	(LFP)	(LFP)	(LFP)
Standard charge voltage	54.75V	54.75V	54.75V	58.4V	58.4V	58.4V
Max charge current	80A	80A	80A	80A	80A	80A
Discharge cut-off voltage	37.5V	37.5V	37.5V	40V	40V	40V
Max discharge current	100A	100A	100A	100A	100A	100A
Parallels function	Support 15 units in parallels					
Communication interface	RS485、RS232、CAN(Optional)					
Cycle life	≥6000 Cycles (80%DOD)					
Charge temperature range	0~60°C	0~60°C	0~60°C	0~60°C	0~60°C	0~60°C
Discharge temperature range	-20~60°C	-20~60°C	-20~60°C	-20~60°C	-20~60°C	-20~60°C
Color	White and black	White and black	White and black	White and black	White and black	White and black
Dimensions	600*460*170 MM	620*480*225 MM	821*647*168MM	600*458*171 MM	620*480*225 MM	821*647*168MM
Weight	50KG	90KG	122KG	53KG	90KG	125KG
Installation method	Wall mounted	Wall mounted	Wall mounted	Wall mounted	Wall mounted	Wall mounted

102.4-512V 50AH HV LIFEPO4 BATTERY MODULE



Allow up to 10 batteries
connected in series.



Easy installation,
simple operation, can
be directly stacked.



Convenient wiring, farewell
to traditional high-voltage
complex wiring system.



Application Scenarios



Offices



Hotel



Hospital




Home



School



Farm



102.4V-512V 50AH HV STACKABLE LIFEPO4 BATTERY



High energy density
110Wh/kg



Interfaces RS232,
RS485,CAN



Stackable design
ease to install




Multiple protection
safe and long life



Application Scenarios



Family




Small store



Office



Church



High-voltage Standing LifePo4 Battery Parameters

Product model	CL-HV-204.8V 50AH	CL-HV-307.2V 50AH	CL-HV-409.2V 50AH	CL-HV-512V 50AH
Nominal Voltage	204.8V (64 series)	307.2V (96 series)	409.6V (128 series)	512V (160 series)
Capacity	50Ah	50Ah	50Ah	50Ah
Storage Power	10Kwh	15Kwh	20Kwh	25Kwh
Internal resistance	≤80Ω	≤100Ω	≤120Ω	≤150Ω
Cycle life	≥6000 Cycles			
Design life	15-20 years			
Recommended charging voltage	228V±2V	340V±2V	450V±2V	560V±2V
Maximum working current	100A			
Discharge cut-off voltage	180V±2V	270V±2V	350V±2V	440V±2V
Charge temperature range	0~60°C			
Discharge temperature range	-20~60°C			
Storage temperature range	-40~55°C@60%±25% relative humidity			
Color	White			
Dimensions	630*185*930 MM	630*185*1265 MM	630*185*1600 MM	630*185*1935 MM
Weight	About 53KG	About 180KG	About 230KG	About 280KG
Communication mode	RS232-PC, RS485(B)-PC, RS485(A)-Inverter, Canbus-Inverter			
Authentication	UN38.3, MSDS, UL1973(Cell), IEC62619(Cell)			

COOLi

96V-800V HIGH-VOLTAGE BATTERY CABINET



Imported core electronic components with a lifespan of 10+ years



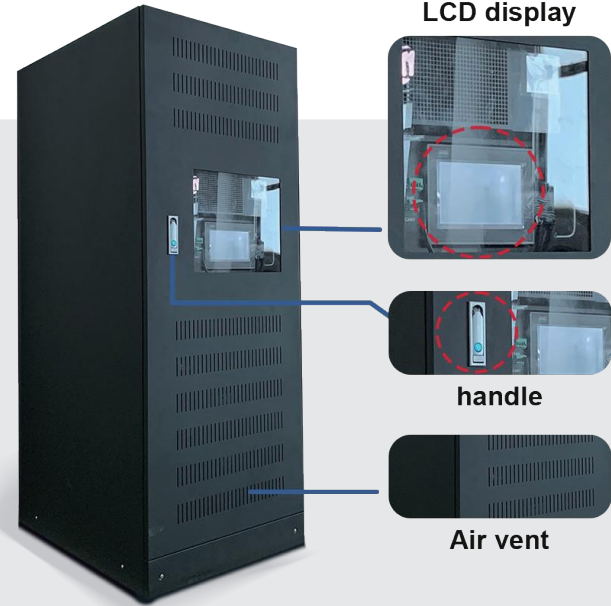
Grounding design, anti-surge, and alarm function



High voltage, small current, low cost design for whole system



Difference Design Options



96V-800V HIGH-VOLTAGE BATTERY CABINET



Imported core electronic components with a lifespan of 10+ years



Grounding design, anti-surge, and alarm function



High voltage, small current, low cost design for whole system



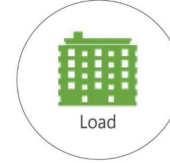
Hospital



Office



Monitoring



Load



Factory






Gas Station

Commercial Battery Solution: Modularization design in 51.2VDC in series
Battery voltage: 240V~720V
Battery Module Qty.(Optional):5-15 Pcs
DoD:80%
Life cycle: 6000
Design life: > 15years
Battery system charge Current 1C-2C (Max.)
Communication protocols: CAN, Modbus RTU



Industrial and commercial energy storage battery cluster



51.2KWH/76.8KWH Battery Pack

102.4KWH/153.6KWH Battery Pack

143.36KWH/215.05KWH Battery Pack

Model	TH-384/280R/HV	TH-448/280R/HV	TH-512/280R/HV	TH-576/280R/HV	TH-640/280R/HV	TH-704/280R/HV	TH-768/280R/HV
Nominal Voltage	384V	448V	512V	576V	640V	704V	768V
Cell model/Configuration	3.2V280Ah(EVE)/120S1P	3.2V280Ah(EVE)/140S1P	3.2V280Ah(EVE)/160S1P	3.2V280Ah(EVE)/180S1P	3.2V280Ah(EVE)/200S1P	3.2V280Ah(EVE)/220S1P	3.2V280Ah(EVE)/220S1P
Capacity(Ah)	280AH	280AH	280AH	280AH	280AH	280AH	280AH
Rated Energy(KWH)	107.52KWH	125.44KWH	143.36KWH	161.28KWH	179.2KWH	197.12KWH	215.04KWH
Weight(Approx)(KG)	820kg	960kg	1080kg	1200kg	1350kg	1500kg	1650kg
Dimension (W/D/H)(mm)	1992*950*550mm	2250*950*550mm	1475*950*1100mm	1475*950*1100mm	1732*950*1100mm	1732*950*1100mm	1992*950*1100mm
Voltage Range(Vdc)	350-425V	410-495V	470-560V	520-640V	580-710V	640-770V	695-840V
Max. Charge/Discharge Current(A)	140A /140A						
Scalability	Up to 10 parallel						
Communication	RS485(B)-BAT RS485(A)-PC.Canbus-Inverter						
Cycle Life	≥6000cycles@25°C , 90% DOD , 60%EOL						
Design Life	≥15 Years(25°C)						
Protection	BMS, Breaker						
Operating Temperature(°C)	Charge:-10°C~50°C ; Discharge : -20°C-50°C						
Altitude (m)	≤2000						
Humidity	≤95%(Non-condensing)						

ENERGY STORAGE CONTAINER



Container designed as
All-in-One design



Energy storage grade
high performance lithium
iron phosphate (LFP) bat-
teries



Easy to install and
transport




Parameter

Capacity: 67kWh~168kWh
Rated power: 30kW, 60kW
Rated grid voltage: AC400V±15%



Parameter

Maximum capacity: 1290kWh
Rated power: 180kW, 360kW, 600kW
Rated grid voltage: AC400V, 3P4W+PE



A Grade Full New Quality Cells With Full Capacity

- ✔ Friendly Environment Battery : LiFePO₄.
- ✔ Prismatic Grade A+ cells.
- ✔ 4000-6000 cycle times,10-15 years cycle life.
- ✔ Stable and safe.

Software Double Side BMS Battery Management & Protection System

- ✔ Software version: programmable.
- ✔ Protect: Over charge, Over discharge, Over current, Short circuit, High/Lower Temp cut off.
- ✔ Better quality: components used is sufficient, MOS tubes are used more than 710 pairs, imported IC, accurately read data, better Welding and other workmanship, ensuring the battery servise life.

High Quality Iron Shell & 4 Terminal & RS232/485/CAN Communication Procotol

- ✔ Laser welding process:Higher costs,Higher safety.
- ✔ The internal wiring process is more orderly.
- ✔ Inner boxes are assembled with fire proof cotton,Better protection to the battery.

Factory Production Management System



TEST AND WELD

PRODUCTION



AGING TEST AND QUALITY CONTROL

Packaging and Wires




Power cables



Power cables



Power cables



Communication
Cable



High voltage battery
module packaging

Wall mounted battery
moduel packaging

Rack mounted lithium
battery packaging

Package And Shipment



UN Carton



Wooden Box

Project Cases



OEM/ODM

Cooli new energy factory is a manufacturer of ABS/Rack LiFePO4 Battery; Wall Mounted LiFePO4 Battery; High volt/amp LiFePO4 Battery; etc. Support OEM & ODM service, welcome custom logo/size/-color/function etc.

- ✓ Quality Assurance: 15 years life span;
- ✓ Customized service: OEM/ODM customized, Quick solution within 24hours;
- ✓ Customer Service: Technical support team composed of professional engineers;
- ✓ Oversea Warehouse: Fast Shipping in EU Countries.



Customized SOC.U.I



Customized logo



Customized packaging

BTS ENGINEERING

If you wanna know the specific parameters of the product and other details,
Please contact us or leave a message on the website.

Website : <https://bts.net.ua>
E-mail : bts@saleindustry.com



Contact Us

